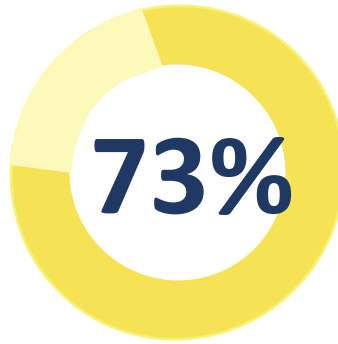


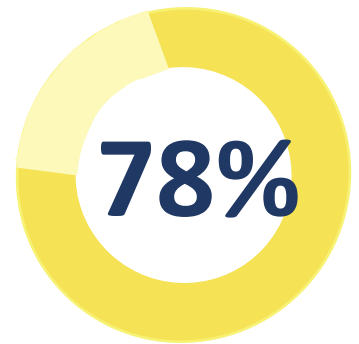
Who do we serve? And how do they do?
Here are some quick stats...



OF PIE SCHOLARS GO ON
TO A CATHOLIC,
PRIVATE, OR CITY-WIDE
SCHOOL




OF PIE SCHOLARS ARE
NON-CATHOLIC



OF THIS YEAR'S PIE
SCHOLARS ARE
RETURNING PIE
SCHOLARS

\$29,655.50 MEDIAN HOUSEHOLD
INCOME OF A PIE SCHOLAR

\$46,641 BALTIMORE CITY MEDIAN
HOUSEHOLD INCOME



77%

AFRICAN AMERICAN

15%

HISPANIC/LATINO

5%

CAUCASIAN

3%

OTHER

26,712

THE NUMBER OF TUITION
ASSISTANCE SCHOLARSHIPS
AWARDED SINCE 1996

\$32,584,199

THE TOTAL AMOUNT IN
TUITION AID AWARDED TO
ELIGIBLE FAMILIES

4 out of 5

THE AVERAGE NUMBER
OF PIE SCHOLARS,
HISTORICALLY, THAT ENROLL
IN A 2 OR 4 YEAR COLLEGE